

Quilt is 50" x 59".

X'S AND O'S

Fabric Requirements:

Blocks:

Prints: 2 Charm Packs™ (80-5" squares)

Solid: 1 Charm Pack™ (40-5" squares)

Solid Inner Border: ½ yard

Final Border & Binding: ⅞ yard

Backing: 3 yards

X'S AND O'S

Quilt is 45" x 45".

Fabric requirements for Roadies Give Back:

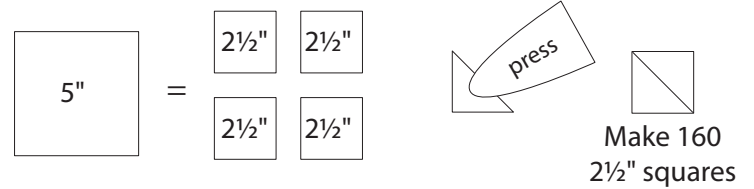
The 2½" Squares (Solid - Under the Directions) must be in solid, or printed fabric black - but the print should be mostly black.

The 5" Square (Print - Under the Directions) must be in brights - any color is appropriate.

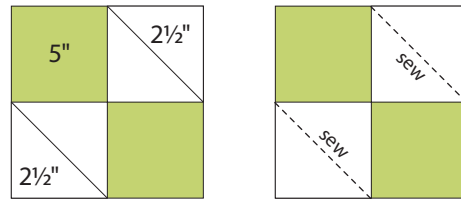
Instructions include a ¼" seam allowance.

Blocks

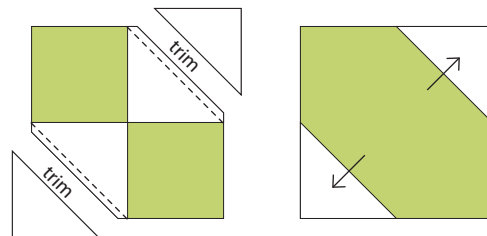
- 1 Solid Charm Pack™:** Cut each square in half twice to make 4 matching 2½" squares. Press the 2½" squares in half on the diagonal (or draw a line on the diagonal). Press 160 squares.



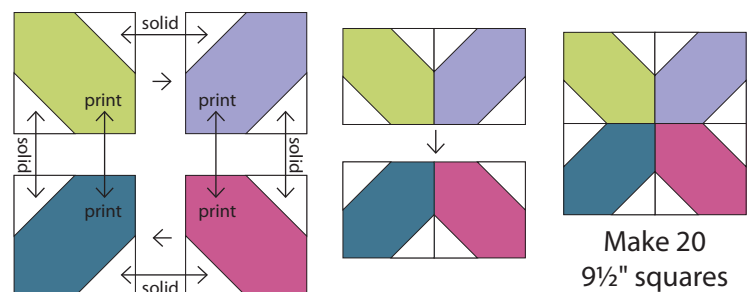
- 2 Block:** Layer a two 2½" Solid squares on the lower left and upper right corner of the one 5" Charm square, right sides together. Sew on the diagonal lines.



- Trim ¼" from the seam lines. Press to the corners to form triangles. Repeat to make a total of 80 Blocks that are 5" square



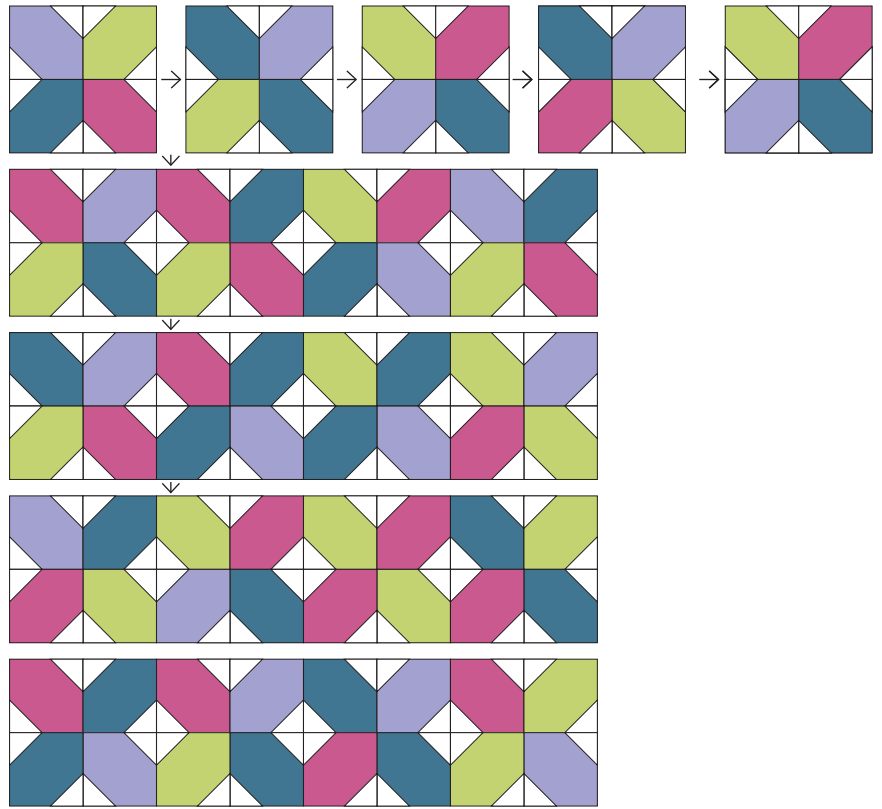
- 3 Large Block:** Take 4 Blocks and lay them solid to solid and print to print.



Some Content Changed to Match the Goals of Roadies Give Back at Road to California Quilters' Conference & Showcase.
Pattern Provided Courtesy of:



4 Assembly: Sew the Large Blocks into 5 rows that each have 5 Large Blocks. Press the rows in alternating rows. Combine the rows.



Roadies Give Back - X's and O's Directions and Information

Purpose

Roadies Give Back is returning to Road to California 2019 in a big way! The donations received by the Robert and Beverly Lewis Cancer Care Center were loved and enjoyed by cancer patients of all walks of life.

We are continuing in supporting the Cancer Care Center and hoping to provide even more quilts for the patients to keep warm with during their treatments.

Your assistance is greatly appreciated in any way possible. If you cannot attend our Saturday Night event, you can send completed X's -O's quilts, blocks and/or tops for us to donate.

**Roadies Give Back will take place on Saturday January 26, 2019
at the Ontario Convention Center in Ontario, California**

www.road2ca.com

Directions

Please follow the X's - O's directions to create the blocks. We have modified the pattern. Please use a black background fabric. Foreground fabric can be any colors you would like.

We need various stages progress for Saturday evening. We need tops that are pinned and ready to quilt, tops that are quilted and needing binding. We need finished blocks. Pretty much anything you can do will help!

We encourage you to go through your stash. If you cannot participate in making a block, you can donate fabric from your stash for our crew to use in the quilts.